



new range of vacuum clamping products

Samuel Netzer





> What is going to be changed?

- existing „Premium-line“ (No. 7800) will be optimised & extended:
 - the bores will be enlarged for a better air flow (from 7mm to 9mm)
 - new (bigger) internal venturi nozzle
- NEW clamping plates: „Basic-line“
 - 4 different sizes
 - 9 mm bores for a better air flow
 - for use with an external vacuum generator
- new accessories (G1/4)
- new vacuum pump & liquid separator

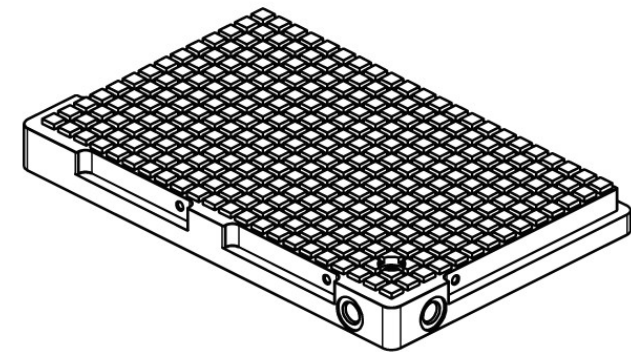


> Vacuum clamping plate „Basic-Line“


| size | grid | Number of suction points | EUR |
|-------------------|---------|--------------------------|------------|
| 200 x 300 x 30 mm | 12,5 mm | 1 | 560,00 € |
| 300 x 400 x 30 mm | 12,5 mm | 2 | 865,00 € |
| 400 x 400 x 30 mm | 12,5 mm | 2 | 980,00 € |
| 400 x 600 x 30 mm | 12,5 mm | 3 | 1.390,00 € |

Parts list:

- screw plug(s) G1/4
- screw plug(s) G1/8
- filter insert G1/8
- stops + mounting screws
- 10 m sealing cord Ø 4 mm
- name plate



12,5 mm grid



intake G1/4

stops

clamping edge

suction hole

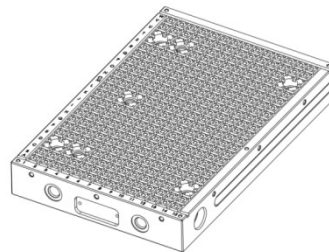
> Vacuum clamping plate „Premium-Line“

Features:

- with border
- coordinate system
- cross pattern on the grid
- clamping groove
- stops
- grid 12,5 mm (no longer 25mm)
- pressure gauge
- filter insert
- hand valve, venturi nozzle & silencer
- 2 m pneumatic hose Ø10 mm

News:

- clamping plates can be connected to each other
- coolant drain
- larger venturi nozzle & bore holes
- therefore G1/4 mounting threads instead of G1/8
- incl. sealing cord black and grey:
 - black: „all-rounder“
 - grey: in a dry environment approx. 20% higher horizontal holding force, but with coolant -50% !
- ZPS mounting at the 400x600mm vacuum plate is now for a 6-point clamping station



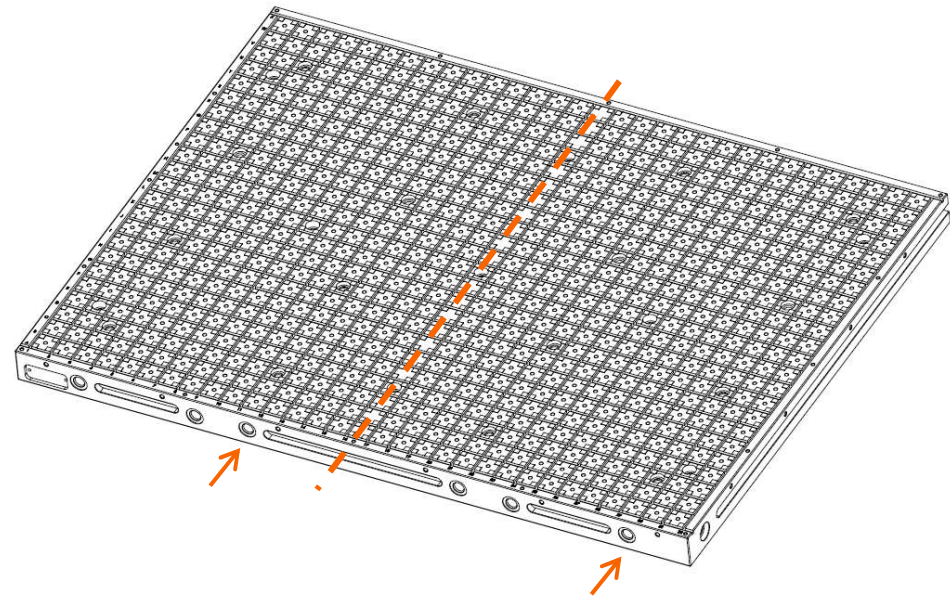
> Vacuum clamping plate „Premium-Line“


New size:

- 600 x 800 mm
- this clamping plate is separated into two segments (see picture)
= 2 venturi nozzles!

Accessories:

- 2x adapter mat, rubber 400 x 600 mm
- 1x adapter plate, aluminium 600 x 800 mm





Ø4,0 mm
bore
(no longer
4,2 mm !)

suction
hole

mounting
hole

stop

coordinate system

optimised air flow
(9mm bore)

larger venturi nozzle

connect
multiple
vacuum
clamping
plates

coolant
drain

> Accessories

- the complete accessories will be adapted to the new G1/4 connection
- the „old“ articles will still be available



> Vacuum pump unit

| Order no. | Vacuum [%] | Suction performance [m ³ /h] | Motor rating [V/Hz] | Noise level [dB (A)] | Code class | Continuous operation [%] | Weight [Kg] |
|-----------|------------|---|---------------------|----------------------|------------|--------------------------|-------------|
| 374991 | 99 | 15 | 230/50 | 59 | 54 | 100 | 19 |

List price: 2.895,00 €

will be replaced by

| Order no. | Vacuum [%] | Suction performance [m ³ /h] | Motor rating [V/Hz] | Noise level [dB (A)] | Code class | Continuous operation [%] | Weight [Kg] |
|-----------|------------|---|---------------------|----------------------|------------|--------------------------|-------------|
| NEW | 99 | 20 | 230/50 | 65 | IP 54 | 100 | 20 |

List price: 2.950,00 €



A horizontal banner at the top of the slide featuring technical drawings of gears and mechanical parts on the left, transitioning into a solid orange bar on the right.

> Herzlichen Dank

Danke für Ihre Aufmerksamkeit.

Tack. *Merci beaucoup.* *Thank you.* *¡muchas gracias!*

Grazie. *Dziękujemy.* *Спасибо.* *Tak.* *Bedankt.*

**Für Fragen und Anregungen stehe ich
natürlich gerne zur Verfügung ...**

> Q & A

- Many times we experienced holding forces with the vacuum plate are not enough. Any idea how to increase these?

Well in theory we are limited to the physical force which is given. F (Force) = P (pressure) x A (area)

However there are a few tricks to increase the holding force. e.g.:

1) use stops

2) use the red rubber mat – therefore you can increase the friction

3) don't clamp the workpiece, clamp the parts around the workpiece.

Sometimes you can use the form around the workpiece to hold your workpiece in place.

For example: if you got lots of small parts there will be a very small holding force. If you clamp the parts around it which has a much bigger surface you will increase the holding force.